

The International Student's Resource Guide



The Office of International Student and Scholar Services
Answers Your Frequently Asked Questions

Preparation Tips | Campus Guide | Directory

Emergency Numbers

Campus Security	8111
Fire Department	911
Police Department	911
Ambulance.....	911
Hospitals	
Holzer Health Center (Campus).....	8078
Holmes Regional Medical Center	321-434-7000
Palm Bay Community Hospital.....	321-434-8000
Melbourne Regional Medical Center	321-752-1200

Table of Contents

- Welcome! 1**
- Frequently Asked Questions 2**
- Preparing to Leave Home 4**
 - Confirm Information 4
 - Fulfill Medical Requirements 4
 - Obtain Visa 4
 - Make Travel Arrangements 6
 - What to Bring 6
 - Pre-Departure Checklist 6
 - More Things to Bring or Buy 7
- Your Arrival 8**
 - Immigration Documentation 8
 - Getting to Florida Tech from the Airport 8
 - Orlando Airport Pickup Program 9
 - Places to Stay 9
 - Orientation and Check-in 10
 - Student Organizations and Activities 10
 - ISSS Programming for International Students 11
 - On-Campus Housing 12
 - Off-Campus Housing 13
 - Local Off-Campus Housing 13
 - Rental Terms You Should Know 14
 - Local Services 14
- Day-to-Day Life 15**
 - Overview of the Melbourne Area 15
 - Transportation 15
 - Getting Around 15
 - Driving in the United States 16
 - Nearby DMV Offices 16
 - Health and Safety 17
 - Student Health Center 18
 - Holzer Health Center 18
 - Counseling and Psychological Services (CAPS) 18
 - Academic Support Center 18
 - Campus Safety 19
 - Bringing Family Along 20

Processing Dependent I-20/DS-2019 Requests	20
Education in the United States	21
Area Public Schools.....	21
Area Private Schools	21
Money Matters	22
Overview	22
University Expenses	22
U.S. Currency	22
Opening a Bank Account	23
Everyday Expenses Estimator	23
Credit Cards.....	24
Transferring Funds to the United States	24
Taxes	24
Cultural Adjustment	25
Culture Shock	25
Thinking About Going Home	25
Ways to Cope With Culture Shock	26
Common Academic and Florida Tech-Related Terms	27
Immigration Responsibilities	28
Immigration Terms To Know.....	29
Directory	32
Mini-Directory Index	32
Important Websites	32
Hospitals and Emergency Care	32
Pharmacies.....	32
Places	
to Eat.....	32
to Visit (attractions)	33
of Worship (churches, etc.)	34
to Shop (for Food)	35
to Shop (for Clothes & More)	36
Campus Map.....	38

DISCLAIMER

Directory lists (for services such as hotels, transportation providers, restaurants, shops, apartments, websites, etc.) appearing in this publication are not endorsed by Florida Institute of Technology or the Office of International Student and Scholar Services. The information they contain has not been included for promotional reasons, nor has any information been purposely left out or omitted. Local businesses and the students who use them are welcome to submit suggestions for new directory listings to be included in future editions of this publication by writing to iss@fit.edu.



Welcome!

Congratulations on your admission to Florida Tech and on your decision to attend this wonderful university. On behalf of International Student and Scholar Services (ISSS), I welcome you to a diverse community of faculty, scholars and staff committed to your success.

Were you aware that 27% of Florida Tech's Melbourne campus student population is international, representing more than 90 countries from around the world? Not only does this place us among the most culturally diverse American universities, it also makes our campus a vital, vibrant and exciting place to live and learn. We are delighted you have chosen to study here.

Leaving your home country, family and friends and introducing yourself to a new culture may lead to anxiety and apprehension. But rest assured that ISSS is here to help make your transition as smooth as possible.

Our staff is comprised of people who are dedicated to the well-being of international students. We have extensive training and experience helping students like you meet their educational goals and objectives.

If you need assistance interpreting U.S. Citizenship and Immigration Services (USCIS) regulations, we do that too.

I hope this International Student Resource Guide answers your questions and provides you with access to the resources you need to make the transition from your home country to the United States and Florida Tech. If you have more questions or require further assistance, please contact us. Again, congratulations and welcome to Florida Tech. I look forward to meeting you!

Sincerely,
Jackie Lingner, Director, International Student and Scholar Services



Contact Us

International Student and Scholar Services (ISSS)
150 W. University Blvd.
Harris Commons, Room 334
Melbourne, FL 32901
Tel: 321-674-8053 | Fax: 321-728-4570
Email: iss@fit.edu

ISSS Staff

Jackie Lingner, Director | jlingner@fit.edu
Debbie Matta, Manager of International Student Programs | dmatta@fit.edu
Lareyne Ellebracht, Immigration Advisor | lellebracht@fit.edu
Katie Bumsted, Administrative Assistant | cbumsted2014@fit.edu

Frequently Asked Questions

There is a lot of useful information in this handbook—it covers everything from obtaining your visa to where to shop and dine in Melbourne, Florida. But if you're like most people, you won't take the time to read it unless your most pressing questions are addressed first. Well, you're in luck! International students' most frequently asked questions are answered here:

Q How do I apply for a student (F-1) visa to come to the United States?

A Visit travel.state.gov/content/visas/en.html for visa application information. The procedure is slightly different from one U.S. consulate to another, so you will want to read the information for the particular consulate that you plan to visit.

Q When may I arrive?

A The U.S. consulate or embassy abroad can process your visa up to 90 days before the start date of your academic program. You may enter the country as early as 30 days prior to the program start date that is noted on your I-20 or item #3 on DS-2019. You will not be expected to arrive on campus, however, until the arrival date on your I-20 or DS-2019.

Q What should I do when I arrive at Florida Tech?

A In accordance with immigration regulations, you must provide us with copies of your immigration documents upon arrival. These regulations apply to students from outside the United States, as well as to students transferring to Florida Tech from another U.S. school. Questions about class registration, student ID cards and getting settled on campus will be answered during orientation, which is mandatory for all new and transfer students.

Q When can I move in to university housing?

A You will not be able to move in to university housing until your scheduled check-in day,

which usually coincides with the start date on your I-20. Further details on moving into campus housing can be found at floridatech.edu/orientation.

Q I don't have anywhere to live when I arrive. Who can help me?

A If you plan to live on campus, you can visit floridatech.edu/housing. Should you choose to live off campus, ISSS has compiled a list of websites that will assist you in finding an apartment. For a full list, visit t.fit.edu/where-to-live.

Q May I enroll in online courses?

A U.S. federal regulations limit the number of online courses that an F-1 student can count toward a full-time course load during a required semester. For further details regarding the restrictions on online courses, visit t.fit.edu/online-course-rules.

Q I want to come to Florida Tech as a vocational student in F.I.T. Aviation's flight program. Is that possible?

A Yes. For full details of the M-1 Vocational Visa Program, visit t.fit.edu/m1-faqs.

Q Is there public transportation available in Melbourne?

A Because our rail and bus systems are limited, many Americans own cars. However, owning and operating an automobile in the United States can be expensive. Space Coast Area Transit provides inexpensive,

but limited, public transportation in Brevard County through fixed-route bus systems. For more information about schedules, visit ridescat.com. Alternatively, we recommend the use of a bicycle if you live on or nearby campus. Florida Tech also offers the Panther Express Trolley System, which provides transportation throughout the university campus, free of charge. For more information about the trolley, visit floridatech.edu/trolley.

Q Am I required to have health insurance?

A There is no socialized or national system of health care in the United States, and medical treatment is expensive. All Florida Tech students are required to have appropriate medical insurance coverage. As part of your tuition and fees, you will be charged for student health insurance, and you will be automatically covered through Florida Tech's health insurance plan. For more information, visit t.fit.edu/insurance.

Q What do I do if I want a family member to visit me?

A ISSS will assist you in bringing your spouse and children to the United States. The process includes requesting completion of forms I-20 or DS-2019, along with financial documentation. The process is very similar to when you obtained your visa, since your family will be required to apply for the F-2 or J-2 visa from the U.S. embassy in your home country.

Q Do I have to be enrolled to stay in the United States? What about during the summer?

A U.S. Citizenship and Immigration Services (USCIS) requires all international students in F-1 status to maintain full-time enrollment status throughout their program of study. Further details of this requirement can be found in the "Your immigration responsibilities" section of this handbook. Unless it is your first semester, you do not have to be enrolled in the summer. Summer

is considered your official "vacation time" from school, so you may remain in the United States and not be enrolled.

Q Can I work while in the United States?

A As an F-1 or J-1 student, you are allowed to work 20 hours a week on campus during fall and spring semesters and full time during the summer. If you want to work off campus, you will have to apply for permission, and F-1s may not work off campus during the first academic year of a program. Comprehensive workshop sessions on Curricular Practical Training (CPT) and Optional Practical Training (OPT) are offered online at t.fit.edu/off-campus-employment.

Q How do I obtain a social security number?

A A social security number will only be issued with (1) verification of employment, or (2) during the OPT application process. Information on how to apply for a social security number will be covered during orientation.

Q Do I need to pay taxes?

A Every year, international students must file documentation with the Internal Revenue Service, even if they have not worked in the United States. Although we cannot assist you with your income tax filing, the ISSS office provides all international students with up-to-date information as well as complimentary, nonresident income tax filing software to assist you in filing your income tax return forms.

Q May I transfer to another university?

A Florida Tech policy states that you are required to attend for one full semester if you enter the United States on an I-20 from Florida Tech. Florida Tech will not release a student until he/she completes one semester of attendance.



Preparing to Leave Home

You have received your acceptance letter to Florida Tech and your Certificate of Eligibility of Nonimmigrant Visa. Now what?

Confirm Information

First, make sure all of the information on your certificate (either Form I-20 or Form DS-2019) is correct. If any of the information is inaccurate, it is urgent that you fax a copy of the passport identification page with an explanation of the error to the university's Office of Admissions. You will be sent a corrected certificate before your consular interview.

Fulfill Medical Requirements

It is your responsibility to have your physician complete the Health History Form you may access via your Panther Pass account. You will NOT be eligible to register for classes until this form has been completed in full and reviewed by the health center staff.

- (1) International students must complete the medical history form on Panther Pass.
- (2) Proof of two MMR vaccines. (3) If the student is from an area of the world where TB is endemic, TB screening is required.
- (4) Hepatitis B and Meningitis vaccines are required for any student living on campus.
- (5) Vaccines that are highly recommended but not required include HPV, Polio, Td or Tdap, Chicken Pox. All students must show proof of immunization with a valid shot record issued by a physician, health department or other government agency (depending on country of origin).

If the student is unable to complete the requirements at home, vaccinations and

screenings are available in the Holzer Health Center on campus; however, remember that you will NOT be eligible to register for classes until your health history form has been completed in full and reviewed by the health center staff.

As an international student who will be living in the United States, it is also a good idea to plan for medical situations (including emergencies) that may arise during your stay in the United States. To prevent complications, it is in your best interest to obtain copies of your medical records and prescriptions, to pack an adequate supply of prescribed medications (in original packaging) and to translate important medical documents into English, if necessary.

Obtain Visa

It is important to remember that you must obtain a visa that is appropriate to your purpose for entering the United States, usually an F-1 or J-1 student/scholar visa. In other words, if you are coming to the United States to attend Florida Tech, you should not enter the United States with a tourist visa (B1/B2) or via any other visa waiver program between your country and the United States. You will not be permitted to attend Florida Tech if you do not hold a student/scholar visa.

The first step in obtaining a visa is to complete form DS-160, found at evisaforms.state.gov and schedule an appointment with the U.S. embassy or consulate responsible for issuing nonimmigrant visas for your home country, which may and should be done as soon as you receive your I-20 or DS-2019. Visa applications may be issued up to 90 days before your program start

date. Visit usembassy.gov for a list of consular post websites.

If for some reason you are unable to schedule an interview with a consular officer until after the start date for your program (notated on the I-20 or section 3 on the DS-2019), you should contact the Office of Admissions. Depending on the circumstances, the university may have to issue you a new I-20 or DS-2019 or defer your attendance until the following semester.

After scheduling your appointment, you should:

- Have photographs taken. Requirements can be found at travel.state.gov/content/travel/en/us-visas/visa-information-resources/photos.html.
- Obtain a valid passport (must be valid at least six months from your date of entry into the United States)
- Compile evidence of ties to your home country that demonstrates your intent to return home (i.e., assured employment, ownership of property, etc.)
- Pay the Student and Exchange Visitor Information System (SEVIS) fee and keep receipt. This fee must be paid at least three days before your appointment with the embassy. More information about the SEVIS fee can be found at fmjfee.com/#.
- Obtain an I-20 or DS-2019 for spouse or dependent(s) who will accompany you to the United States

During your appointment, you will be asked to provide evidence (receipts, photos, passport, documentation, etc.) that you have completed all of the above. In addition, you will need to provide:

- Applicable visa fees

- Your I-20 or DS-2019 form
- Proof of funding
- Evidence of spouse's and/or dependent's relationship to you and evidence of sufficient financial resources to support them

While each embassy or consular post has their own visa application procedures and processing times, the requirements above are standard. It is a good idea, however, to consult the office where you will apply for specific details regarding documentation and procedures.

When it comes time for your interview, make sure to arrive at the consular post prepared. You should:

- Dress professionally
- Bring translated copies of your academic records with you
- Be ready to talk about your academic plans and aspirations in detail
- Be knowledgeable about Florida Tech, the academic department you are entering and the professors with whom you hope to study
- Be prepared to talk about your career goals (which should indicate your intent to return home)
- Have all required documents with you and have them organized

Once you have been issued your visa, check to be sure that you have been issued the correct visa (an F-1 or M-1 if you have an I-20; a J-1 if you have a DS-2019) and that your visa indicates your school of choice: Florida Institute of Technology. Also be sure to check that your correct name and date of birth are recorded as they appear on your I-20. You will receive a sealed envelope containing your I-20 or DS-2019—DO NOT

OPEN IT. The officer at the port of entry (POE) will open this envelope when you enter the United States.

Immigration laws limit your arrival into the United States to no more than 30 days prior to the report date listed on the Form I-20 or DS-2019.

If you are a citizen of Canada, you do not need a visa to enter the United States. However, you still need to present your I-20 or DS-2019 form and a valid passport at the U.S. Immigration border crossing or port of entry. You must also present proof of payment of the SEVIS fee.

Make Travel Arrangements

When making air travel plans, it is recommended that you schedule at least three hours at your initial port of entry into the United States, before your connecting flight into Melbourne or Orlando, to allow sufficient time to pass through immigration and customs inspection and to change currency if needed. New security procedures have slowed this process.

The two airports that service Melbourne are the Orlando Melbourne International Airport (MLB) and Orlando International Airport (MCO). From the Orlando International Airport, it is a one-hour drive to the Florida Tech campus. The Orlando Melbourne International Airport is only 10 minutes from campus. All major airlines fly into the Orlando International Airport. Four major airlines currently serve Orlando Melbourne International Airport: American, Delta, Elite and Porter Airlines.

Pay close attention to the “no later than” date on the I-20 and section 3 on the DS-2019. You are required to attend Florida Tech by this date.

What to Bring

Basic items of clothing are recommended,

Pre-Departure Checklist

- Confirm admission to Florida Tech by returning your Attendance Confirmation form and \$300 deposit
- Complete all other enrollment requirements as outlined on Panther Pass
- Decline admission offers from other universities and return any official forms
- Check the validity date of your passport
- Carefully read and understand your I-20 or DS-2019
- Pay SEVIS fee at least three days before your visa appointment
- Apply for your student visa at the U.S. embassy
- Buy traveler’s checks or obtain enough cash (U.S. dollars) to cover your expenses for a few weeks (must declare with customs if \$10,000 or more)
- Obtain copies of medical records and any prescription drugs you need
- Make travel arrangements (only after receiving your visa)

as well as a few family photos and personal hygiene belongings. If you wear glasses or contact lenses, you should bring a copy of your eye prescription with you. Dress is informal at Florida Tech. Classrooms and residence halls are air-conditioned. Many students might want to bring a sweater or sweatshirt when in class. In addition, we ask students to consider bringing national dress, instruments, crafts or other traditional materials with them for cultural events on campus. Shopping trips to local stores will be provided to pick up items such as bedding, towels and other items you may want to use to decorate your living area.

More Things to Bring or Buy

In addition to the basics, you may be interested to know what typical American college students either bring to college or purchase once they arrive. This checklist may help you better determine what you need to bring from home as well as what you want to buy when you get here in order to feel comfortable and have fun.

Bath and Bed

- Bathrobe
- Bath towels
- Bathroom cup
- Brush and comb
- Cologne/perfume
- Cosmetics
- Dental floss
- Deodorant
- Makeup
- Pillows
- Soap
- Shampoo
- Toothpaste
- XL twin sheets (or queen sheets for Mary Star of the Sea)

Clothing and Accessories

- Bathing suit
- Clothes hangers
- Flip-flops/sandals
- Jeans
- Light jacket
- Shorts
- Slippers
- Sneakers
- Sunglasses
- T-shirts
- Umbrella/rain jacket

Living Room and Kitchen

- Clock/radio alarm
- Desk organizers
- Electric fan
- Floor lamp
- Photographs
- Posters
- Reading lamp
- Storage bins
- Some of your favorite foods from home/snacks/spices

Medicine & First Aid

- Band-aids
- Antibiotic ointment
- Tylenol (acetaminophen)
- Thermometer
- Any prescribed medicines

Entertainment and Communication

- Cellphone
- Desktop computer
- Electronics adapters
- Laptop computer
- Portable DVD player
- Portable music player
- Printer
- Stereo

- Surge protector
- Television
- USB flash drive
- Video game system

School Supplies

- Binders
- Bookbag/backpack
- Graph paper
- Notebooks
- Pens and pencils
- Ruler
- Scientific calculator
- Stapler
- Three-hole punch

Sports and Leisure

- Bicycle
- Bike lock
- Frisbee
- Snorkel mask
- Soccer ball
- Sunscreen
- Swim goggles
- Tennis racquet
- Water bottle



Your Arrival

You may be anxious about the reception you will receive when you reach the United States, but do not worry.

While there may be some procedures or policies you were not expecting, you will be fine as long as you take your time, have your documentation ready and in order and ask for help when you need it.

Immigration Documentation

Do not pack your passport, I-20/DS-2019, financial documents, acceptance letter or other important papers in your luggage. You should carry these items with you during your trip as they will be needed when you arrive at your port of entry.

Upon arrival, you will need to present your passport, valid visa and I-20 or DS-2019. Remember, your passport must be valid for at least six months after your entry date. Be prepared to submit proof of finances if asked.

If the officer at the port of entry cannot initially verify your information, you may be directed to an interview area for secondary inspection, where you will have your documents examined and be asked some questions. Do not be alarmed. This is routine for students/scholars. If for some reason, the immigration officer believes your immigration documents to be unsatisfactory, you may receive a form

I-515A. If you do, bring it to ISSS as soon as you arrive. Do not mail any immigration documents before consulting with a member of our staff.

Getting to Florida Tech from the Airport

To get from Orlando International Airport, which is approximately an hour away from campus, to Florida Tech, you may choose from among several available options. You can use the Orlando Airport Pickup Program, which ISSS provides to new international students free of charge on common arrival dates. Alternatively, you may use the shuttle services at the airport (which cost about \$70) or hire a taxi, which is more expensive (over \$100). The most economical way is to use the shuttle services offered at the airport.

Other transportation options that are growing in popularity in the United States are Uber and Lyft. Both Uber and Lyft are apps you install on your phone that connect riders and drivers to coordinate rides, similar to a taxi cab company. Unlike a taxi company, however, Uber and Lyft allow you to use your smartphone when you need a ride. The app determines the



price of each ride on the type of car and the time and distance of the trip.

Taxis from Orlando Melbourne International Airport, about a 10-minute drive from Florida Tech, typically cost around \$10, or you may use the Melbourne Airport shuttle service, which provides door-to-door pickup service. The cost is approximately \$7. For more information about travel to and from this airport, call 321-724-1600 or go the airport shuttle counter located in the airport.

If you have a cellphone and have installed the Uber or Lyft app, this is also an option many students use for local airport and other transportation needs.

If you arrive early (before the required date of attendance listed on your I-20 or DS-2019), you will not be permitted to move into your on-campus housing and will have to stay at a local hotel. This can

Orlando Airport Pickup Program

ISSS understands how confusing and exhausting it can be to navigate a new country. We are therefore offering a one-time courtesy pickup service to new international students arriving at Orlando International Airport (MCO).

For full details of this service, visit t.fit.edu/shuttle.

be very expensive, so it is best to arrive on time. If you have made arrangements to live off campus, then arriving early should not be a problem as long as your landlord or apartment complex expects you.

Places to Stay

Close to campus/Melbourne airport:

Courtyard by Marriott

321-724-6400
2101 W. New Haven Ave., Melbourne

Extended Stay Deluxe Melbourne-Airport

321-733-6050 | MBA@extendedstay.com
1701 Evans Rd., Melbourne

The Fairfield Inn and Suites by Marriott

321-722-2220
4355 W. New Haven Ave., West Melbourne

Hilton Rialto Place

(Free transportation to/from Melbourne Airport)
321-768-0200
200 Rialto Place (on Airport Blvd.), Melbourne

Residence Inn By Marriott

(Condo-style hotel 1 mile from campus)
321-837-7900
1430 Babcock St., Melbourne

Oceanfront Hotels:

Crowne Plaza-Melbourne

(Negotiated rate for Florida Tech students)
321-777-4100
2505 N. Highway A1A, Indialantic

DoubleTree Suites by Hilton Melbourne Beach Oceanfront

321-723-4222
1665 N. Highway A1A, Melbourne

Hilton Melbourne Beach Oceanfront

321-777-5000
3003 N. Highway A1A, Melbourne

Bed and Breakfast Inns (Beachside):

Port d'Hiver Bed and Breakfast

321-722-2727
201 Ocean Ave., Melbourne Beach

Windemere Inn by the Sea

321-728-9334
815 S. Miramar Ave., Indialantic

Orientation and Check-in

Several things need to be completed in order for you to transition into the university. Panther Pass is the key to completing all necessary processes. You can complete all processes at your own pace; however, please start early as many will take some time to complete.

The Panther Pass program is designed to take you step by step through the university check-in process. Your goal should be to complete the entire process before your arrival on campus. Completion prior to your arrival will ensure that you are prepared for university orientation and will reduce waiting time at university orientation.

When you arrive on campus, you should report to the check-in station indicated on the orientation schedule posted on the Florida Tech website. Orientation will begin promptly after check-in, and you will be well on your way to registering for classes and settling in.

Detailed orientation schedules will be given to you at the time you check-in. The following items will be needed when you check in with ISSS:

- I-20/DS-2019
- Passport
- Visa

If you have a spouse or dependent(s) with you, their documentation will be required at check-in as well. Unfortunately, failure to check in with ISSS at orientation will result in your being reported to immigration as “not in attendance” and will result in loss of your immigration status. So make sure we see you at check-in!

Student Organizations and Activities

There are currently more than 100 clubs and organizations on campus. Cultural appreciation and international community clubs on campus have included:

- International Student Service Organization (ISSO)
- African Student Association
- Brazilian Student Association
- Caribbean Student Association
- Chinese Student Scholarship Association
- Indian Students Association—Sanskriti
- Kenyan Students Association
- Korean Student Association
- Latin American Student Association
- Libyan Students Association
- Omani Student Association
- Saudi Students Union
- Shik Shak Belly Dancing Club
- Sri Lankan Student Association
- Taiwanese Student Association

The Office of Student Activities keeps a description and a contact person for each club on file. They are located in the Office of Student Life on the second floor of the Denius Student Center. You can also access this information through Florida Tech’s online student involvement platform, Engage, at floridatech.campuslabs.com/engage. If you do not see a club that interests you, start one! Call the Office of Student Activities at 321-674-8080 for assistance in getting your organization up and running. More information about activities at Florida Tech is available at floridatech.edu/activities.

ISSS Programming for International Students

Florida Tech Diplomats

t.fit.edu/diplomats

Your entry into the United States is an exciting time for you, and you may feel a little confused and anxious. As an international student at our institution, we would like to offer you the opportunity of meeting with one of our Florida Tech Diplomats. This group of volunteers has offered to make your arrival on campus a welcoming experience. The group consists of a variety of undergraduate and graduate students from several countries who are willing to help and assist you in adjusting to a new culture. They have volunteered their time and knowledge of the Florida Tech community to help you during the orientation process. Diplomats are available to email you before you arrive on campus and help you through the arrival process. They can answer your questions about travel and their experience on and off campus as an international student. To see a list of the current diplomats, and to request a diplomat, visit t.fit.edu/diplomats.

International Festival

First held in 2007, the international festival is an annual celebration of cultural diversity and international community. International student groups and local cultural organizations host country and diversity-themed display booths. Dance, vocal and other musical groups fill the afternoon with live entertainment. Local eateries sell a variety of delicious ethnic foods. Complete with children's activities, this is a great event for students and the local community!

International Student Service Organization (ISSO)

The International Student Service Organization's mission is to improve multinational understanding and promote friendship between students of different cultures. The ISSO helps ease the process of adaptation for new international students. ISSO also actively promotes diversity and beneficial interaction between international and American students.

International Coffee Hours

The International Coffee Hours, sponsored by ISSS, along with ISSO, provide the Florida Tech community with the opportunity to share culture and friendship on an informal, regular basis, as well as to experience tea and coffee traditions from around the world.



On-Campus Housing

Freshman Two-Year Residency Requirement

Research shows that students who live on campus are more satisfied with their college experience, earn higher grade point averages and are more likely to graduate than their commuting peers. Residence hall programming also enhances a student's educational experience by providing the opportunity to be involved in a variety of activities and programs. Students find that with this involvement they achieve more professional growth and are stronger candidates when pursuing their career goals.

To that end, Florida Tech instituted an educationally based policy requiring all new full-time freshmen to reside in university housing and participate in one of the meal plans for their first two years in college. (For the complete policy, please see the **Student Handbook** available at floridatech.edu/studenthandbook.)

Campus Services shares responsibility with the Office of Residence Life for the management of student housing services. Campus Services handles residential assignment and meal plan contracts, including billing, initial room and apartment assignments, and overall financial and business operations.

The Office of Residence Life provides the support and leadership for group living in the residential communities by communicating, interpreting and administering policies and community standards that are conducive to maintaining a positive living and learning environment.

The primary mission of both Campus Services and Residence Life is to

provide safe and secure living/learning environments, which will help residents become academically successful students. We offer a wide variety of opportunities for students to experience personal growth and development through educational, social and cultural programs, which are designed to supplement the classroom learning experience.

Florida Tech offers several housing options for students including double- and single-occupancy rooms that have central restrooms and showers, double and single residence halls with a suite-style living arrangement that share private restrooms, along with a limited number of center rooms equipped with their own bathrooms. For apartment-style living options, the campus provides L3Harris Village, Mary Star of the Sea and the Southgate Apartment complex, which offer one-, two-, three- and four-bedroom apartment options. Greek Life and sophomores through seniors may also be housed at the Panther Bay Village located two miles south of campus. Please note that the L3Harris Village, Southgate Apartments, suite residence halls and center rooms are reserved for upper-division students (24 or more earned semester credits).

Florida Tech is very proud of its student housing because it's more than just a simple room or apartment. A variety of services and activities are provided to create a community. The campus continues to renovate and upgrade facilities to meet the ever-changing needs of our student body. For more information about on-campus housing, start here: floridatech.edu/housing.

Off-Campus Housing

If you are not required to live on campus and you choose to live off campus, you are responsible for finding your own housing.

ISSS has compiled a list of websites that will assist you in finding an apartment. For a full list, visit t.fit.edu/where-to-live.

Apartment rentals vary in price. Be prepared to pay \$650 to \$1,000 a month plus a deposit, first and last month's rents and various other fees. Some apartment rentals are all-inclusive, meaning your water, garbage removal, heat and possibly some other amenities are included in your monthly price; other rentals are not. Also, be prepared to pay deposits for electricity, telephone and other services.

Most off-campus housing requires a one-year lease. Read your lease agreement carefully before signing it and know the rules and regulations of the apartment. A lease is a binding contract and you may be liable for the remaining amount of your lease and/or loss of your deposit if you end your contract early.

Note: If you are a first-year student (or student with fewer than 56 credit hours), do not sign an off-campus lease unless you have received an exemption to the Two-Year Residency Requirement by the Dean of Students Office.

Local Off-Campus Housing

Windover Palms Apartments

310 Fitness Circle, Melbourne
321-724-0751

The Compass Apartments

3595 Misty Oak Dr., Melbourne
321-541-0769

Lake In The Woods

333 Lake In the Woods Dr., Melbourne
321-984-0828

Melbourne Commons

3227 S. Babcock St., Melbourne
321-759-6355

University Village Apartments

3502 Da Vinci Way, Melbourne
321-984-9033

The Vinings at Palm Bay

1000 Palm Place Drive N.E. Palm Bay
321-984-4440

The Park at Via Velino

3151 S. Babcock St., Melbourne
321-727-3505

Princeton Apartments

4714 Crosswind Court, Melbourne
321-622-2170

These apartments and more found at Apartmentguide.com or ApartmentFinder.com.



Rental Terms You Should Know

Landlord: An owner of residential premises or his agent who is authorized to manage the residential premises and to receive rent from a tenant under a rental agreement.

Lease: A written agreement giving the tenant the right to use the landlord's property, with stipulations about rent, rent payment date, length of occupancy, number of person to occupy premises, rules and regulations regarding pets, storage, etc.

Property Manager: Authorized representative of landlord.

Rental Agreement: Any written agreement or lease specifying rental terms and conditions.

Security Deposit: A monetary deposit made to a landlord that holds a tenant to the terms of the rental agreement.

Sublease: The tenant assigns less than the entire property or assigns all of the property for less than the full remaining period. However, the original tenant remains obligated for contracted responsibilities.

Tenant (Lessee): A person entitled in a rental agreement to use and occupy the residential premises.

Term: The time period during which a landlord agrees to rent the property and a tenant agrees to pay rent for that property.

Termination: Ending a lease or rental agreement, either because the lease or rental agreement has come to its end or because both parties agree to bring the lease or agreement to an end.

Local Services

Electricity

Florida Power & Light Co. requires a deposit that varies according to a customer's credit rating. An initial service charge is included on the first bill. To receive FPL service, go to fpl.com or call 321-723-7795.

Water, Sewer, Trash

Charges for sewer, water and trash vary throughout the county. Deposits are required.

Cellphone

There are several cellphone companies to choose from. Representatives from different companies will be present at Florida Tech during orientation week.

Gas

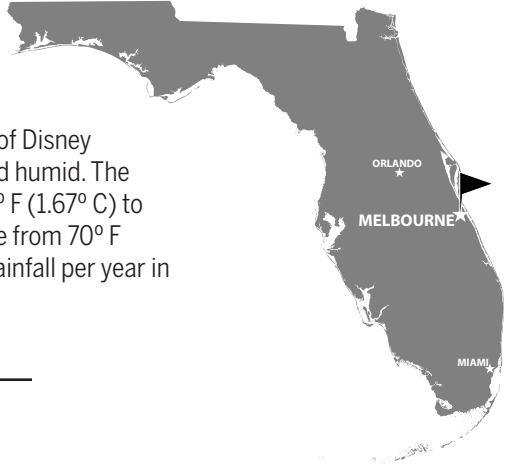
Florida City Gas supplies natural gas to most of Brevard. A \$50 startup fee is required. To begin gas service, visit floridacitygas.com or call 800-993-7546.



Day-to-Day Life

Overview of the Melbourne Area

Located on the central east coast of Florida, also known as the Space Coast, the city of Melbourne is about an hour's drive south of the Kennedy Space Center and 1-1/2 hours due east of Disney World. Melbourne's weather is warm and humid. The temperature in January ranges from 35° F (1.67° C) to 80° F (26.7° C). July temperatures range from 70° F (21.1° C) to 95° F (35° C). The average rainfall per year in Melbourne is 40 inches (1.016 meters).



Transportation

Space Coast Area Transit provides inexpensive public transportation in Brevard County through fixed-route bus systems. A beach trolley runs north and south and welcomes surfboards and bikes. The routes include stops at major shopping centers, government centers, social service agencies, colleges, universities and hospitals. Weekend and evening service is also available in some areas. In addition, there are several taxi services around town and a Greyhound bus station at the Melbourne International Airport.

Because Brevard County's public transportation is fairly limited and not as comprehensive as in many other countries, international students may also choose to purchase a car or motorcycle, which would require licensing. Many students choose bicycling, as it is an easy and affordable form of transportation in and around campus. Used bikes can be purchased from other students or through the newspaper. Students should register their bicycles with campus security. Cyclists must comply with driving regulations and are encouraged to wear helmets.

Getting Around

Space Coast Area Transit

ridescat.com

Lyft

lyft.com

Uber

uber.com

Brevard Yellow Cab

321-723-1234

Call A Cab Taxi Service

321-733-0700

Melbourne Shuttle & Taxi Service

321-221-1111

Executive Limo & Taxi Service

321-220-4215

Greyhound

321-723-4329 | greyhound.com

Driving in the United States

Students deciding to purchase an automobile and drive in the United States should be aware that laws of vehicle registration, licensing of drivers and traffic regulations are written and enforced by each individual state. Drunk driving laws are strictly enforced in the state of Florida. It is extremely important that you know the rules and regulations of driving.

In short, you must:

- Obtain a license
- Register your vehicle
- Secure auto insurance

All operators of a motor vehicle must have a valid driver's license. To obtain a driver's license, documents must be presented to a Department of Motor Vehicle (DMV) office. For a full listing of eligible documentation, visit flhsmv.gov.

You will be required to pass an eye exam and a written test. A car is necessary to take the driver's road test. The owner of the car must be present. The DMV office is extremely busy; it may be wise to make an appointment to avoid long, long lines. When you are issued a driver's license, it will only be valid until the end date on your I-20 or DS-2019.

In addition to obtaining a license, you must also register your vehicle within 10 days of establishing residency. In order to register your vehicle, you must provide proof of vehicle insurance and a completed Form 82042 (vehicle identification number and odometer reading). You will also need to provide personal documentation such as your passport, I-94, driver's license, I-20 or Form DS-2019.

Nearby DMV Offices

Melbourne

1515 Sarno Rd.
321-255-4410

Palm Bay

450 Cogan Dr. SE
321-952-4540

Indian Harbour Beach

240 E. Eau Gallie Blvd.
321-779-4009

Learn more at flhsmv.gov.

If you are buying a new car from a car dealership, the dealership may take care of the car registration for you. If not, they will usually provide you with the forms that you need to take to the registration office. If you are buying a car from a private citizen, you will need to make sure that you receive a bill of sale and the title from the previous owner.

All drivers in the United States are required to have car insurance. Accidents can happen at any time. A relatively small automobile accident can be very expensive. In the event of an accident, automobile insurance will save you money and worry, and it will protect you from potential lawsuits. Cost of coverage varies depending on insurance company, age of the car, age of driver(s), number of drivers and other factors.



Health and Safety

The United States does not have a national health care system. Health care costs, even for minor illnesses or accidents, can amount to thousands of dollars. All Florida Tech students are required to have appropriate medical insurance coverage and will be charged for student health insurance as part of their tuition and fees. International students will be automatically covered through Florida Tech's student health insurance plan.

All students seeking information regarding health insurance benefits and details of their coverage should visit t.fit.edu/insurance or call the university's health insurance representative at 321-674-8280.

It is mandatory for all international students to be covered by the university's health plan. Exceptions may be granted only if the student has an insurance plan that meets very strict requirements in order for them to qualify for the waiver. Students may request a waiver of this university insurance fee by completing the form (on Panther Pass) and providing proof of appropriate insurance to Campus

Services within the first two weeks of the beginning of class. If proof of insurance is not provided, students will be billed for Florida Tech's student health insurance. Florida Tech will not accept coverage by an insurance company outside the United States. Before enrolling for coverage in any insurance plan other than Florida Tech's student health plan, please check with Campus Services (floridatech.edu/campus_services) to verify if it meets the waiver requirements.

All international students who are married or single parents who have one or more children living with them may purchase health insurance for these dependents by completing the appropriate form in the Campus Services Office and paying for the additional insurance at the student accounting office in the comptroller's office. The student health insurance fee will be refunded and coverage will be canceled if the student pays for coverage and subsequently does not enroll or withdraws from the university within the first two weeks of classes.

Student Health Center

The on-campus Holzer Health Center is operated by Premier Urgent Care of Melbourne, a private medical provider. All registered students may use this facility and receive free office visitation and consultation regardless of insurance. The Holzer Health Center does not provide treatment for prolonged illness or chronic disease and will refer students to a local specialist.

All students must provide proof of the required immunizations, certified by the student's health care provider, nurse or clinic stamp and a completed medical history report whether or not they plan to use the health center.



Holzer Health Center

Appointments and Information
Call 321-674-8078.

Location
Corner of Country Club Road and University Boulevard

Hours
Fall and Spring Semesters
Monday–Thursday, 8 a.m.–8 p.m.
Friday, 8 a.m.–5 p.m.
Summer Semester & School Breaks
Monday–Friday, 9 a.m.–3 p.m.
Please call for holiday hours.

Website
floridatech.edu/health



Counseling and Psychological Services (CAPS)

CAPS is a counseling facility operated by Florida Tech's School of Psychology. Its goals are to promote the best possible academic, vocational and emotional health. Their services are free of charge with the exception of learning disability testing, alcohol/drug assessments and psychiatric testing and are available to students and their immediate families. The services include individual, group, marital and family counseling, as well as programs for personal development and enrichment, alcohol and substance abuse awareness groups and treatment interventions. Services are provided by licensed psychologists and master's-level graduate students enrolled in the clinical psychology doctoral program. In all cases, the American Psychological Association professional standards of practice are followed, and confidentiality is respected and protected by law.

More information about CAPS can be found at floridatech.edu/caps.

Academic Support Center

Direct instructional assistance is provided to Florida Tech students by the Academic Support Center (ASC). The ASC provides free one-on-one tutoring in all required first-year courses and many other undergraduate courses, including calculus, chemistry, computer science and physics. One-to-one assistance is also offered by English instructors in writing and speech courses to help students improve their communication skills.

The ASC also offers small weekly study groups and a library of self-help materials.

Campus Safety

The Department of Security is available to assist students whenever possible and provides services that include personal safety, property protection, traffic and parking control, lost and found, etc. Lost or found items should be reported to, or claimed at, the security office. Unclaimed items will be disposed of at the end of the spring semester.

If you purchase an automobile, you must register it with Campus Security within three days of your arrival. University motor vehicle regulations are available in the security office. The Department of Security can be contacted at 321-674-8112. For more information, visit floridatech.edu/security.



Bringing Family Along

Before you decide that your spouse and/or children should accompany you to the United States, you should be aware that it may be expensive. Major costs include off-campus housing, childcare and insurance. While there is a bus system servicing the surrounding area, it is limited, and it is the only public transportation system in the area. Finding housing near a bus line can be very difficult. Spouses may feel isolated and alone.

Childcare or after-school care centers are expensive and usually have a waiting list. It may not be possible to find a center to take care of your child immediately.

Family members who accompany you must be covered by medical insurance, which is not included in your university health fee. You will need to demonstrate your ability to cover their living expenses while in the United States. ISSS estimates expenses as \$5,000 per year for the first family member, \$7,500 for two and \$10,000 for three or more dependents. U.S. consular officials may require proof of your ability to cover these expenses for the duration of your academic program. Dependent spouses of international students in F-1 status are not eligible to be employed in the United States under any circumstances. ISSS strongly recommends that spouses and/or children not accompany you to the United States until you have completed one academic year.

Processing Dependent I-20/DS-2019 Requests

In order to bring dependents to the United States, you must be maintaining status as an F-1 or J-1 student and must show that you have sufficient finances to

support your family here without any of them being employed. Your spouse and unmarried minor children (under age 21) are eligible to apply for F-2 or J-2 visas. No other family members are eligible.

To begin, provide ISSS a copy of your passport, Form I-94, your Form I-20 or DS-2019 and evidence of your financial support for your family (currently \$5,000 for spouse and \$2,500 for each additional dependent). After review, a dependent Form I-20 or DS-2019 will be issued for the purpose of bringing your family to the United States. You will then need to send them to your family with instructions for them to apply for F-2 or J-2 visas at the U.S. consular office. In addition to the Form I-20/DS-2019, they will have to present valid passports, evidence of their financial support, evidence that they intend to return to their home country at the conclusion of your studies in the United States and any other information that the consular officer specifies.

If the consular officer is satisfied that your family members are bona fide student dependents who intend to return home and that they have sufficient funds for their support here, he or she will issue F-2/J-2 visas to them. Your dependents may then come to the United States and will be admitted to the country for duration of status. That means they may remain here with you until you complete your studies. Your family may remain in the United States in F-2 or J-2 status only while you are here in F-1 or J-1 status.

A note of caution: Do not allow your family to come to the United States in any other immigration status or before they have received the Form I-20 or DS-2019 and F-2 or J-2 visas. If they do, they run the risk of being denied admission to the

United States at the port of entry and will be required to return home.

Education in the United States

Public schools in the United States provide free education for children between the ages of 5 and 18. To enroll your children in public school, please contact Brevard Public Schools at 321-633-1000 or visit brevard.k12.fl.us. The district's main offices are located at 2700 Judge Fran Jamieson Way, Viera. To register a child for the first time in any Florida school, you will need:

- Child's birth certificate
- Immunization records on HRS 680 form for MMR (mumps, measles and rubella), DPT (diphtheria, pertussis and tetanus) and OPU (polio)
- Proof of physical examination within the last year or one scheduled within 30 days
- Proof of residence, including lease or rental agreement, utility bill, etc.
- Every first-grader must provide evidence of successful completion of kindergarten

You may register your child at any time. Each school has a designated attendance area, and the family's address determines which school the student will attend. Contact Brevard Public Schools to determine which school your child will attend.

Area Public Schools

University Park Elementary

500 W. University Blvd., Melbourne
Grades: K–6
321-723-2566

Stone Middle School

1101 University Blvd., Melbourne
Grades: 7–8
321-723-0741

Melbourne High School

74 Bulldog Blvd., Melbourne
Grades: 9–12
321-952-5880

For further information, visit brevard.k12.fl.us

Area Private Schools

The families of children attending private schools must pay tuition. Costs vary depending on the age or grade and on the school.

Holy Trinity Episcopal Academy (K–12)

5625 Holy Trinity Dr., Melbourne
321-723-8323
htacademy.org

Melbourne Central Catholic High School

100 East Florida Ave., Melbourne
321-727-0793
melbournecc.org

Bright Horizons Academy

Academic Excellence in an Islamic Environment (K–8)
550 E. Florida Ave.
321-312-1663

For a complete listing of area schools, visit 4brevard.com/schools.htm



Money Matters

Overview

Your I-20 or DS-2019 was issued to you based on the funding information you provided. Please remember that funding varies from student to student year to year; some students require more money than others depending on course of study and interests. You should not assume that you can get by on less funding than is indicated on your I-20 or DS-2019.

Housing deposits, rent, household necessities, tuition, books and supplies will require major expenditures after your arrival. We recommend you plan on at least \$5,000 in U.S. dollars to cover your initial expenses. The safest way to pay for expenses is with a credit card. If, however, you do choose to open a U.S. bank account, we can provide information from local banks who are experienced with assisting students from Florida Tech.

Money management is one of the greatest challenges that international students and scholars face when they arrive in the United States. Most students and scholars live on a limited budget. You must get used to a new currency, adjust to the value of a dollar and estimate living expenses. The best practice is to start budgeting from the moment you arrive. If you intend to live off campus, you will need to keep in mind that you will have “start-up” costs when renting a place to live. Bills often take a month or two to arrive so be prepared and do not spend more than you can afford.

University Expenses

Students are responsible for making all necessary payment arrangements with the university through the Office of

the Bursar. All students are expected to either pay their full semester’s expenses or contract a payment installment plan. Students making full or contractual partial payments may pay online by credit card or by cash, check or credit card at the Office of the Bursar. For further information, call 321-674-7428, toll free in the U.S. at 800-676-9250 or online via ACCESS (TRACKS user name and password are needed).

Whether you receive an assistantship from the university, a scholarship from an outside agency or family support from abroad, if for any reason you are not prepared to make payment at the required times you must consult the supervisor of Student Accounting to finalize your registration. Students receiving scholarships from their home government or other agency may arrange for direct sponsor billing tuition, fees, insurance, room and board.

Failure to make payment arrangements may result in deregistration and ultimately lead to problems with your immigration status. A student may not register for a subsequent semester until all financial obligations for the current semester have been met.

U.S. Currency

U.S. currency is based on the dollar (\$1), which is comprised of 100 cents. There are six denominations of coins and six denominations of bills representing different amounts.

U.S. Coins

Penny: the only brown coin; worth 1 cent

Nickel: a silver coin; larger than a penny; worth 5 cents

penny



Dime: the smallest U.S. coin; silver in color; worth 10 cents

nickel



Quarter: a silver coin; larger than a nickel; worth 25 cents

dime



Half-dollar: the largest U.S. coin; not commonly used; worth 50 cents

Dollar coin: a silver coin slightly larger than a quarter; not commonly used

quarter



U.S. Bills

There are \$1, \$5, \$10, \$20, \$50 and \$100 bills. They are all similar in size and color, although the U.S.

Mint has recently changed

the appearance of some of the bills. The easiest way to identify them is just by looking at the number printed on the bill.

Opening a Bank Account

Once you arrive at Florida Tech, you may want to open a bank account. You can use this bank account to pay your bills online. Most bank accounts will also come with a debit card, which you can use in stores to make purchases, immediately withdrawing money from your account. During orientation, it may be possible to find local bank representatives on campus to provide you with information outlining their bank's services. When you do open an account, you will need to take your student ID card, your I-20/DS-2019, your passport and the funds that you wish to deposit. Open a checking account so that you can write checks to pay your bills each month and pay for items you wish to purchase.

Some students also wish to open a savings account. Some savings accounts pay interest each month on the amount that



Everyday Expenses Estimator

Note: These are only estimates.

In addition to tuition and fees, you will incur everyday expenses to pay for food and other necessities, as well as for luxuries and entertainment. Here are some typical costs students must consider:

Books and Supplies: \$800–\$1,500 a year

Cable TV: \$65 a month (if not on campus)

Cellular Phone: from \$50 to \$100 a month depending on service

Clothes: at least \$10 per item, depending on where you shop

Internet Access: from \$25 to \$60 a month depending on service

Groceries: about \$50 a week for one, up to \$150 a week for a family

Health Services: about \$200 for a routine doctor's visit (if not covered by insurance)

Meals (on campus): from \$5 to \$10 a meal (if not using a meal plan)

Meals (restaurant): from \$10 to \$25 a meal

Movies: \$5 with a student ID, and up to \$8.50

Personal Transportation: anywhere from \$2,500 to \$10,000 for a decent used car, \$80 a month for gas, insurance from about \$1,000 to \$3,000 a year

Public Transportation: about \$6 for a taxi ride to the mall, ten-ride bus pass for \$5

Rent (apartment): from \$650 to \$1,200 a month, depending on location

Taxes: sales tax is 6%

Telephone (on campus): local calls free, long distance anywhere from \$.09 (domestic) to \$2.12 a minute (intl. rates vary)

Telephone (off campus): \$30 a month for unlimited local basic service, \$40 a month for unlimited long distance

is in the account; others do not. You can withdraw money as needed from a savings account, but you cannot do so by writing a check. Many banks offer debit cards, also known as check cards, when you open a checking account. The card will come with a personal identification number (PIN). Do not let anyone else know your PIN and don't let anyone use your card. The debit card allows you to make purchases and have the purchase amount automatically deducted from your checking account balance. It can also be used to withdraw money from an automated teller machine (ATM). Remember, debit cards are not credit cards—you can only spend the amount of money you have available in your checking account.

Credit Cards

Banks, websites, department stores and gasoline companies all issue credit cards that can be used to buy goods when you do not have money available at the time. You are billed each month and are required to pay at least a portion of your balance each month. If you do not pay the entire balance, interest (or finance charges) accrues on the unpaid balance. Interest rates are extremely high. Credit cards are convenient, but they can be costly if you are not careful.

Transferring Funds to the United States

There are several options to transfer funds from your home country to the United States. You should check with your bank to discuss the solution that best suits your needs. Some of the most efficient and effective ways to transfer funds include:

- Traveler's checks
- Bank checks (also called cashier's

checks) drawn on a U.S. bank in U.S. dollars

- Wire transfer from your bank at home to your U.S. bank

Taxes

Sales Tax

Nearly every item you buy, except medicine and some basic grocery items, will have sales tax added to its price. In the Melbourne area, sales tax is approximately 7%. You should not rely on the price that you see on an item's price tag because most of the time you will need to add sales tax to that price.

Federal Income Tax

Collection of Federal Income Tax in the United States is the responsibility of the U.S. Internal Revenue Service (IRS). Foreign students in the United States are subject to federal income taxation on any wages earned in the United States. In addition, all students must pay taxes on teaching, graduate and research assistantships. More detailed information about taxes will be provided to you upon your arrival at Florida Tech.

Social Security Number (SSN)

Everyone who has earnings in the United States must obtain a Social Security number, the number used by the U.S. government to identify wage earners for tax purposes. It should be noted that recent legislation passed by the Social Security Administration does not allow foreign students to apply for a Social Security number, unless they can provide evidence of employment in the United States or if they are applying for OPT. Information on how to apply for a Social Security number will be covered during ISSS's orientation program.



Cultural Adjustment

When people move to a different setting, they must make adjustments to their usual behavior and attitudes and adapt to new cultural norms.

ISSS recommends that you attempt to “step outside” yourself, to observe your own reactions to being in a new culture and then to compare these reactions with those of other people from different countries. Your observations can result in an increased self-understanding and may help you to gain insights into the various factors that have made you who you are. If you are able to keep the perspective of an outside observer while undergoing an unusual experience, you will be able to prevent yourself from becoming extremely anxious or depressed and can learn more from the intercultural experience.

Culture Shock

Some new students experience culture shock when they first arrive. Culture shock is the feeling of disorientation and confusion that often occurs when a person leaves a familiar setting and moves to an unfamiliar place. The climate and terrain, the language, customs, food and the culture are different. It is harder to convey your feelings and personality in a different language than your native one. You may feel lonely and may have doubts about your decision to come to the United States. Signs of culture shock include interruptions in normal sleep patterns, anxiety, frustration and excessive anger over minor issues. It is common to become dependent on fellow international students who are experiencing the same feelings and have the same language and customs.

Thinking About Going Home

After first arriving in America, it is natural to spend time thinking about the new country and your reactions to it. However, it is helpful to try to keep in mind that you will be going home after finishing your degree. It is advisable to remember that you will change while you are here. You will learn new ideas, adopt new attitudes and behave in new ways. At the same time, things will be changing in your home country. Family members, friends and professional colleagues will have experiences that you will not share and they also will develop new ideas, attitudes and ways of behaving. Social, political and economic situations may change also. This means that when you return home, things will not be as you remembered before you left. You will need to adjust to a “new” culture again. This readjustment will be easier if you prepare yourself before you return home. Try to keep your expectations realistic. Try not to pass judgment on people and situations you will encounter after going home. You may experience culture shock all over again.



Ways to Cope With Culture Shock

Maintain Perspective

You should remember that thousands of individuals who have come to Melbourne and Florida Tech from other countries have felt the way you feel, and they survived!

Evaluate Expectations

Ask yourself if your reactions to the culture are the product of the way things are, or the way you expected them to be. Usually it's a combination of both.

Keep an Open Mind

People here may do or say things that people in your country would not do or say. It is important to realize that people here are acting according to their own set of values, not according to the values of your country.

Avoid Being Judgmental

Try to avoid evaluating or judging others' behavior according to standards of your country. This may make it easier for you to adapt to your new environment. Visit the ISSS. A discussion with one of the international student counselors can help you to get a useful perspective on culture shock and how it can be a useful opportunity for personal growth.

Learn from the Experience

Moving into a new culture can be a fascinating educational experience. It gives you the opportunity to explore a new way of living and compare it to your own. There is no better way to become aware of your own values and attitudes and to broaden your point of view.

Improve your American English

The better you can express yourself, the easier everything will be. Realize that you, as an international student, will often be treated as a representative of the group to which you are perceived to belong (stereotype) and not as an individual. On many occasions, you may be referred to as a "foreign student" or "a student from country X." This should not be taken personally, as it probably has nothing to do with you as a person. Rather, it stems from a lack of experience with people from other countries.

As you learn to better express yourself and relate to American students, however, they will open up to you, and the awkwardness will fade.

Seek Guidance from Others

Contact students from your home country who have already been here for some time. They will be able to explain to you (in your own language) procedures that may seem unfamiliar. Please contact ISSS if you do not know anyone from your home country, and they will help you find someone.

Understand Your Status

Realize how the status of your role here compares to the status to which you are accustomed in your home country. Each society attaches different importance to individual roles or positions in the society. In many countries, the role of "university student" or "professor" is given more respect or status than it is in America. If this is the case, it can be difficult to adjust to having a lower social status in this country than you are accustomed to having in your own country. It is helpful to recognize that you are not being downgraded as a person, but that you happen to be in a society where less value is attached to being a student than may be the case in your home country.

Ask Yourself

People here may understand little about your culture and may therefore misunderstand you and your behavior. They may assume that limited English proficiency is a lack of intelligence, rather than understanding that English is not your native language. Here are a few questions that international students might want to think about: How do Americans make friends? How is respect shown? How do family members interact? What is the relationship between males and females in different situations? What are the dating patterns? How do people spend their leisure time? How do they deal with conflicts and disagreements? What do they talk about, when and with whom? How often do they "take turns" during a conversation?

Common Academic and Florida Tech-Related Terms

Here are some common academic and Florida Tech-related terms you will hear in and around campus on a daily basis.

ACCESS: A single sign-on system for easy access to PAWS, email and other important university information

Adjunct faculty: Visiting or part-time instructors

ASC: Academic Support Center, offers free tutoring

Audit: To take a course without credit

Bachelor's degree: A degree received after completing four years at a university in a specific study

CANVAS: Online learning system; professors post lecture notes, course information, changes to schedules, discussion boards, professors can post your grades

Commencement: Graduation ceremonies held at the end of fall and spring semesters

Course numbers: Numbers that indicate the level of the course

CV: Columbia Village Suites

CVMPR: Columbia Village multipurpose room, located on the right as you enter Columbia Village from the bridge

Dual major: When a student earns two different university degrees at the same time

FlexCash: Meal plan spending money "stored" on a student ID card that may be used at any dining facility or vending machine on campus, for food purchases only

GSA: Graduate student assistant, usually teaches labs and helps professors administer exams

IT: Information technology, also known as tech support

Jungle: The botanical garden on campus that contains over 300 species of plants and 200 species of palm trees, nice to walk through between classes

Major: A focus on a specific field of study, interest or career

Minor: A secondary focus on a different field of study, interest or career

Orientation: A week filled with events to help new students adjust to campus life

Panther cash: Spending money "stored" on a student ID card that may be used for purchases in the bookstore, laundry facilities, photocopy services, printing in the library and special services at the health center

PAWS: Panther Access Web for Students, an online student account students use to register for class, access records and financial aid information, and make payments to student accounts

PDH: Panther Dining Hall, the main residential dining room located in the center of campus

PPL: Panther Prep Leader; students of various majors who help new students adjust to college life during orientation

RA: Resident assistant, an upperclassman who is responsible for students living on his/her floor in a residence hall

Rat: Rathskeller, a dining facility on campus located under Evans Hall that serves grilled food items and has a small convenience store, pool tables, video games, cyber den, coffee house, stage and large-screen TV

Res. hall: Residence hall where students live on campus

SUB: Student union building, named Denius Student Center, that contains the bookstore, mailroom, Student Life and student organization offices



Immigration Responsibilities

t.fit.edu/immigration-responsibilities

All international students and scholars are responsible for knowing the rules and regulations pertaining to their status. Failure to comply with the rules can result in serious consequences, including loss of your immigration status in the United States. These are your basic responsibilities as an international student or scholar:

- Maintain a valid passport at all times, provide ISSS with a copy
- Attend the school whose I-20/DS-2019 you enter the United States on
- Know the expiration date of your visa and provide ISSS with visa renewals
- Know your program completion date on your I-20 or DS-2019, follow correct procedure for timely extensions
- Carry full course load—12 credits for undergraduates, 9 for graduates. Follow correct procedures for less than full time course load
- Make normal academic progress
- All F-1 and J-1 students, unless officially sponsored by their home government or agency that guarantees student's health insurance coverage as part of their contract with Florida Tech, must enroll in the Florida Tech health insurance plan (and your dependents if necessary)
- Report to ISSS with changes in status—within 10 days of a move, extension, transfer or program change

- File nonresident tax forms each year by deadline
- Obtain official work permission and approval from ISSS, including RA and TA College Roll positions and all forms of off-campus employment. Adhere to proper terms of employment. Apply for Curricular Practical Training, Optional Practical Training in a timely manner
- Obtain travel signatures before leaving the United States
- Notify ISSS if you are leaving school for any reason
- Obey state and federal laws
- Depart from the United States in a timely manner

By law, Florida Tech is required to keep the following information on file: your name; date and place of birth; country of citizenship; current U.S. address; current academic status, including the start and end dates of your academic program; type of degree program and field of study; employment requests/approvals; termination date and reason; registration of number of credits per semester; and copies of immigration documents and passport. Designated School Officials (DSOs) are required to report any changes related to international students in SEVIS within 21 days.

Immigration Terms To Know

ISSS understands that immigration regulations can often seem confusing, complicated and involve unfamiliar terms or concepts. To help you understand the essentials, we offer you this glossary of immigration terms to guide you through the process. Our office also offers online workshops, which cover important areas such as employment, taxes, etc.

Completion Date

Refers to the date the student completes the requirements for his or her degree program; i.e., it is the date the student finishes the last class, turns in a required thesis or dissertation, or otherwise meets the requirements for the degree. It is not the date of graduation, which may follow the completion date by weeks if not months.

Department of Homeland Security (DHS)

DHS is responsible for securing American borders and managing the immigration process. Under DHS, the United States Citizenship and Immigration Services (USCIS) focuses exclusively on providing services such as efficiently processing applications for U.S. citizenship, administering work authorizations and other permits and providing services for new residents and citizens.

School Official (DSO)

An employee or agent of an educational institution who has been authorized by USCIS to verify information and certify documents for F-1 students.

DS-2019

A certificate of eligibility issued by an authorized Exchange Visitor program. The certificate enables eligible individuals to obtain a J-1 visa to study, conduct

research or teach in the United States. The J-1 exchange visitor, while traveling and re-entering the United States must also carry the DS-2019. The DS-2019 form functions as a record of J-1 status throughout the exchange visitor's stay in the United States. It is an important government document that should be kept at all times as a part of the exchange visitor's permanent records.

Duration of Status (D/S)

"Duration of Status" or "D/S" is the length of time for which individuals in F and J status are admitted into the United States. D/S allows students to remain in the United States as long as they are pursuing full-time studies and are otherwise complying with all immigration regulations. D/S is not, however, for an indefinite period of time. D/S is based on the completion date on your I-20 or DS-2019, plus a 60-day grace period for F-1 students and a 30-day grace period for J-1 students.

Employment Authorization Document

Known as the "EAD Card," it is a photo ID card issued by USCIS to nonimmigrants, which grants employment authorization for specific periods of time.

F-1 students need to apply for an EAD card to have permission to do optional practical training and off-campus employment (based on economic hardship).

J-2 dependents may also apply for an EAD card to have any type of employment.

F-1 Student

A nonimmigrant who is admitted into the United States to pursue a full course of study. F-1 student's educational expenses are usually met by personal, family or university funds.

F-2 Dependent

A spouse or child of an F-1 student. F-2 spouses and children may not be employed while in the United States. F-2 spouses may not study full time. F-2 children may study full time only if it is in elementary or secondary school.

Grace Period

F-1 students have 60 days to remain in the United States beyond completion of studies to either prepare for departure or begin any authorized practical training; J-1 students have 30 days.

I-20 (SEVIS I-20)

A certificate of eligibility issued by an authorized educational institution enabling eligible individuals to apply for F-1 or M-1 student status. The student, while traveling and re-entering the United States, must also carry the I-20. This document reflects the student's biographical data, school and program information and financial resources. The student should keep the I-20 as a part of his or her permanent records.

IMPORTANT: A nonimmigrant may have more than one "visa" but will always have only one "status."

I-94 (Arrival/Departure Record)

The Form I-94 arrival/departure record provides nonimmigrants evidence that they have been lawfully admitted to the United States. U.S. Customs and Border Protection (CBP) gathers travelers' arrival/departure information automatically from their electronic travel records (CBP will still issue a paper form I-94 at land border ports of entry). To retrieve your I-94 admission record, visit <https://i94.cbp.dhs.gov/i94/#/home>.

**J-1 Student**

A nonimmigrant who has been selected to participate in an exchange visitor program. J-1 students generally are financially sponsored by an educational institution in the United States or abroad, a U.S. or an international government, or a private agency in support of international educational exchange. For individuals holding J-1 status, there is usually a "two-year home country residency requirement" and "health insurance." (Refer to J-1 Scholar section under each heading.)

J-1 Scholar

A nonimmigrant who has been selected to participate in an exchange visitor program.

J-2 Dependent

A spouse or child of a J-1 student or scholar. J-2 dependents are eligible to apply for employment through USCIS.

M-1 Student

A nonimmigrant whose primary intent is to pursue vocational or technical training.

Nonimmigrant

A person who is in the United States temporarily to pursue a specific activity or purpose (e.g., study, travel, business). Most nonimmigrants, including all F-1 and

J-1 students and their dependents, must have an established residence abroad to which they intend to return.

Passport

A formal permit to travel abroad from and return to the issuing country. With few exceptions, it is issued by one's country of citizenship. All individuals, except Canadian citizens, in F and J status are required to have a valid passport at all times. It is your responsibility to extend or replace your passport BEFORE it expires.

PDSO and DSO (Primary Designated School Official and Designated School Official)

Located in the ISSS Office; responsible for Florida Tech's compliance with the immigration regulations as well as any system alerts generated by SEVIS. Point of contact for students/scholars.

Responsible Officer (RO) and Alternate Responsible Officer (ARO)

Responsible officers in charge of overseeing and hosting the J-1 Exchange Visitor Program and reporting to the U.S. Department of State; point of contact in ISSS Office for exchange visitors.

Student and Exchange Visitor Information System (SEVIS)

An internet-based database for electronically tracking and reporting foreign students and exchange visitors in the United States. I-20s for F-1 students and DS-2019s for J-1 students/scholars are generated using SEVIS.

State Department

The U.S. Department of State oversees diplomatic affairs and foreign relations for the United States. It is also responsible for issuing visas to foreign nationals who wish to enter the United States and regulates the Exchange Visitor Program, which includes J-1 students.

Status

Once nonimmigrants enter the United States, they are classified by USCIS according to the purpose of their visit. This classification is known as "status." Students are in either F-1 or J-1 status and their dependents are in F-2 or J-2 status. USCIS regulates nonimmigrants according to the rules specific to that status. For example, one of the requirements of F-1 status is full-time study. A person's status also determines how long he or she may remain in the United States.

Visa

An official notation placed in the passport granting permission for an individual to enter a particular country. The visa indicates the purpose of someone's visit. The visa is also valid for a specified number of entries to the United States: one, two or "M" (multiple) until its expiration date. The visa does not indicate how long a person may remain in the United States, but only whether a person may enter the United States to pursue a particular type of activity (visit friends, study, work). Only U.S. consulates and embassies outside of the United States issue visas.





Directory

Mini-Directory Index

Orlando Airport Pickup Program	9
Places to Stay	9
Local Off-Campus Housing	13
Local Services	14
Getting Around	15
Nearby DMV Offices	16
Area Public Schools	21
Area Private Schools	21

Important Websites

Florida Tech Home Page
floridatech.edu

College Book Store
fit.bncollege.com

Campus Map
floridatech.edu/map

College Catalog
floridatech.edu/catalog

ISSS
floridatech.edu/iss

ISSS Listserv
lists.fit.edu/sympa/?sympa/info/iss

Student Handbook
floridatech.edu/studenthandbook

Health Center
floridatech.edu/health

Student Life
floridatech.edu/studentlife

Campus Activities
floridatech.edu/activities

Security
floridatech.edu/security

Hospitals and Emergency Care

Holmes Regional Medical Center

1350 Hickory St.
Melbourne
321-434-7000
health-first.org

Palm Bay Community Hospital

1425 Malabar Rd. NE
Palm Bay
321-434-8000
health-first.org

Melbourne Regional Medical Center

250 N. Wickham Rd.
Melbourne
321-752-1200
melbourneregional.org

Pharmacies

CVS

15 E. New Haven Ave.
Melbourne
321-409-3941

Walgreens

975 S. Babcock St.
Melbourne
321-723-4664

Places to Eat

CARIBBEAN

Hazel's Caribbean

4970 Stack Blvd.
Melbourne
321-768-6453
HazelsCaribbean.com

CHINESE

Great Wall Restaurant

820 Palm Bay Rd. NE
Palm Bay
321-722-3113

Young's Buffet

4700 Babcock St. NE
Palm Bay
321-676-6188

Green Tea Chinese Restaurant

1831 Palm Bay Rd. NE
Palm Bay
321-722-9288

COLOMBIAN

La Estancia De Luisa

5270 Babcock St. NE
Palm Bay
321-984-5170
laestanciadeluisa.com

CUBAN

The Cuban Sandwich

101 S. Babcock St.
Melbourne
321-768-7889

El Ambia Cubano

950 E. Melbourne Ave.
Melbourne
321-327-8389

FUSION

The Nomad Cafe

2002 S. Harbor City Blvd.
Melbourne
321-327-2996

GERMAN

The Edelweiss

2543 S. U.S. 1 (Harbor City Blvd.), Melbourne
321-723-6555

Heidelberg Restaurant

7 N. Orlando Ave.
Cocoa Beach
321-783-6806

Cafe Coconut Cove

4210 S Hwy A1A
Melbourne Beach
321-727-3133

GREEK

Apollo Diner

201 W. Hibiscus Blvd.
Melbourne
321-952-1770

Eddie's Sunrise Diner

55 E. NASA Blvd.
Melbourne
321-676-6267

Gyros and More Greek Restaurant

1700 W. New Haven Ave. #389
Melbourne
321-952-9990

INDIAN

Taste of India

606 N. Wickham Rd.
Melbourne
321-751-4191
tasteofindiafl.com

ITALIAN

Micheletti's Italian Restaurant

2003 Vernon Place
Melbourne
321-676-8949

Old School Pizza

3150 S. Babcock St.
Melbourne
321-821-4880

Pane E Vino Restaurant

1800 W. Hibiscus St.
Melbourne
321-676-5499

The Original Bizzarro Famous New York Pizza

4 Wavecrest Ave.
Indialantic
321-724-4799

JAPANESE

Haru Sushi Bar and Grill

1500 Hwy A1A, Indialantic
321-725-6100
harusushibar.com

Makoto's Seafood & Steakhouse

785 S. Babcock St. #A
Melbourne
321-724-8751
makotosmelbourne.com

Naoki Japanese Cuisine

3360 Dixie Hwy. NE
Palm Bay
321-951-2710

LEBANESE

Skewers

144 5th Ave.
Indialantic
321-727-8944

MEXICAN

Cantina Dos Amigos

990 N Hwy A1A
Indialantic
321-724-2183

El Chico Mexican Restaurant

1751 Evans Rd.
Melbourne
321-722-4622

Fiesta Azteca

3194 W. New Haven Ave.
Melbourne
321-725-1441

MIDDLE EASTERN

Al-Houda Restaurant

4651 Babcock St. NE
Palm Bay
321-676-8905

Joumana's Mediterranean Cuisine

2155 Palm Bay Rd.
Palm Bay
321-768-0120

Middle Eastern Aromas

3150 S. Babcock St. #1
Melbourne
321-725-5941

THAI

NipponThai

1114 Hwy A1A
Satellite Beach
321-773-0700

Siam Orchid

75 E. NASA Blvd.
Melbourne
321-729-6383

Thai Kitchen

1729 N. Wickham Rd.
Melbourne
321-254-2283

Thai Thai Restaurant

2447 N. Wickham Rd
Melbourne
321-253-2353

VIETNAMESE

Pho Cali

830 N. Wickham Rd.
Melbourne
321-255-7525

Places to Visit (attractions)

Brevard Zoo

8225 N. Wickham Rd., Melbourne
321-254-9453
brevardzoo.org

Disney World

Lake Buena Vista
407-939-5277
disneyworld.com

Disney Springs

Lake Buena Vista
407-939-6244
disneysprings.com

Space Coast Iceplex

720 Roy Wall Blvd., Rockledge
321-504-7500
spacecoasticeplex.com

Kennedy Space Center

321-449-4444
kennedyspacecenter.com

More Places to Visit (attractions)

Ron Jon Surf Shop

(famous surfing apparel, equipment)
3800 S. Banana River Blvd.
Cocoa Beach
321-868-2211
ronjons.com

Satellite Beach Recreation

(baseball, dog park, football, skate park, playgrounds, soccer, walking trails)
1089 S. Patrick Dr.
Satellite Beach
321-773-6458
satellitebeach.org

SeaWorld Orlando

7007 SeaWorld Dr., Orlando
407-351-3600
seaworld.com

Universal Studios

1000 Universal Studios Plaza
Orlando
407-363-8000
universolorlando.com

Places of Worship (churches, etc.)

AFRICAN METHODIST EPISCOPAL

Allen Chapel African Methodist Episcopal

2416 S. Lipscomb St. Melbourne
321-724-1557

ASSEMBLIES OF GOD

Lighthouse Assembly of God

26 W. Fee Ave., Melbourne
321-726-9933
thelighthouseaog.org

BAPTIST

Bethany Baptist

1100 W. Dorchester Ave.
West Melbourne
321-727-2495
bethanymelbourne.com

Central Baptist

2503 S. Country Club Rd.
Melbourne
321-723-3681
centralbaptist.net

First Baptist

3301 Dairy Rd., Melbourne
321-723-0561
fbcmel.org

Macedonia Missionary Baptist

2729 Lipscomb St.
Melbourne
321-729-6597

Mount Moriah Baptist

2295 Dr Harvey Riley St.
Palm Bay
321-725-9898

CATHOLIC

All Faiths Chapel at Florida Tech

150 W. University Blvd. Melbourne
Ext. 8045 or 321-674 8045

Our Lady of Lourdes

1710 Hickory St.
Melbourne
321-723-3636
ollmelbourne.org

CHARISMATIC

Praise Cathedral Church of God

840 Hollywood Blvd. Melbourne
321-723-4861

CHRISTIAN—DISCIPLES OF CHRIST

First Christian Church Disciples of Christ

2010 S. Babcock St. Melbourne
321-723-6831
fccmelbourne.org

CHURCH OF CHRIST

Church of Christ of Melbourne

810 Hollywood Blvd.
West Melbourne
321-723-8233
melbournechurchofchrist.org

EPISCOPAL

Holy Trinity Episcopal

1830 S. Babcock St.
Melbourne
321-723-5272
holyltrinitymelbourne.org

GREEK ORTHODOX

St. Katherine Greek Orthodox Church

5965 N. Wickham Rd.
Melbourne
321-254-1045
saint-katherine.org

INTERDENOMINATIONAL

Church on the Rock

4028 S. Babcock St.
Melbourne
321-724-5433
cotrmelbourne.com

ISLAM

Islamic Society of Brevard County

550 E. Florida Ave.
Melbourne
321-984-4129

JEWISH

Congregation Beth-El

2185 Meadowlane Ave.
West Melbourne
321-779-0740

Temple Beth Shalom

5995 N. Wickham Rd.
Melbourne
321-254-6333
tbsoc.com

LUTHERAN

St. Paul Lutheran Church ELCA

105 W. Hibiscus Blvd.
Melbourne
321-723-8393
stpaulmelb.org

METHODIST

First United Methodist

110 E. New Haven Ave.
Melbourne
321-723-6761
firstchurchmelbourne.org

Wesley United Methodist

2075 Meadowlane Rd.
West Melbourne
321-727-7585
wesleychurch.org

NAZARENE

Melbourne First Church of the Nazarene

2745 S. Babcock St.
Melbourne
321-952-5437
melbourne1stnaz.org

Harbor City Church of the Nazarene

4031 Aurora Rd.
Melbourne
321-242-8852
nazarene.org

PENTECOSTAL

First Pentecostal Church of Palm Bay

1021 Emerson Dr.
Palm Bay
321-723-2030
fpcpalmbay.com

SEVENTH DAY ADVENTIST CHURCH

Hispanic Seventh Day Adventist Church

3950 Dairy Road
Melbourne
786-267-8898
glesiademelbourne.com

Seventh Day Adventist

210 W. New Haven Ave.
Melbourne
321-723-3848

South Brevard Seventh Day Adventist

8465 Babcock St. SE
Melbourne
321-676-3245
southbrevardfl.adventistchurch.org

UNITARIAN UNIVERSALIST

Unitarian Universalist Church of Brevard

2185 Meadowlane Ave.
Melbourne
321-220-3472
uubrevard.us

Places to Shop (for Food)

ASIAN

Asian Grocery

3280 W. New Haven Ave.
Melbourne
321-722-5000

Asia Market & Imports

1985 N. Harbor City Blvd. (U.S. 1),
Melbourne
321-259-3151

Kyung Sung Oriental Market

690 N. Wickham Rd.
West Melbourne
321-751-9997

Land of Spices

106 S. Babcock St.
Melbourne
321-723-1803

Melbourne Oriental Market

2751 Bradford Rd.
Melbourne
321-952-0600

Sue's Oriental Market

635 S. Apollo Blvd.
Melbourne
321-725-8688

GOURMET/SPECIALTY

Downtown Produce

7856 Ellis Rd.
Melbourne
321-254-4048
downtownproduce.com

Green Turtle Market

855 E. Eau Gallie Blvd.
Indian Harbour Beach
321-773-2001
GreenTurtleMarket.com

Nature's Market

461 N. Harbor City Blvd.
Melbourne
321-254-8688

Petty's Meat Market

1600 S. Babcock St.
Melbourne
321-725-0400
pettymeatmarket.com

Thrifty Specialty Produce

2447 N. Wickham Rd.
Melbourne
321-426-7509

Wassi's Meat Market

830 N. Wickham Rd.
Melbourne
321-242-3348
wassis.com

World Market

2221 Town Center Ave.
Viera
321-504-7223
worldmarket.com

ITALIAN

Pane E Vino Restaurant

1800 W. Hibiscus St.
Melbourne
321-676-5499

MIDDLE EASTERN

Middle Eastern Aromas

3150 S. Babcock St. #1
Melbourne
321-725-5941
middleeasternaromas.com

LATIN AMERICAN

Bravo Supermarket

2517 Palm Bay Rd. N.E.
Palm Bay
321-837-1112

More Places to Shop (for Food)

SUPERMARKET

Walmart Neighborhood Market

3550 S. Babcock St.
Melbourne
321-723-8830
walmart.com

Publix Supermarket

1411 S. Babcock St.
Melbourne
321-727-9822
publix.com

Places to Shop (for Clothes & More)

The Avenue Viera

(books, clothiers, department stores, jewelry, restaurants, shops, movies)
2261 Town Center Ave.
Viera
Suite 113
321-634-5390
avenueviera.com

Brevard Value Motors, LLC

(used car dealership)
1185 W. New Haven Ave.
West Melbourne
321-749-1185
BrevardValueMotors.com

Cocoa Village

(antiques, books, clothiers, coffee, pubs, restaurants, shops)
310 Brevard Ave.
Cocoa
407-631-9075
visitcocoavillage.com

Downtown Melbourne

(antiques, books, clothiers, coffee, pubs, restaurants, shops)
E. New Haven Ave.
Melbourne
321-724-1741
downtownmelbourne.com

Melbourne Square Mall

(books, clothiers, department stores, coffee, food court, jewelry, restaurants, services, shops)
1700 W. New Haven Ave.
Melbourne
321-956-3393
melbournesquare.com

Super Flea & Farmers Market

(open-air antiques, clothiers, fresh produce, miscellaneous vendors, novelty shops)
Eau Gallie Boulevard and I-95
321-242-9124

Target

(discount department store)
2750 W. New Haven Ave.
Melbourne Village
321-727-3238
target.com

TJ Maxx

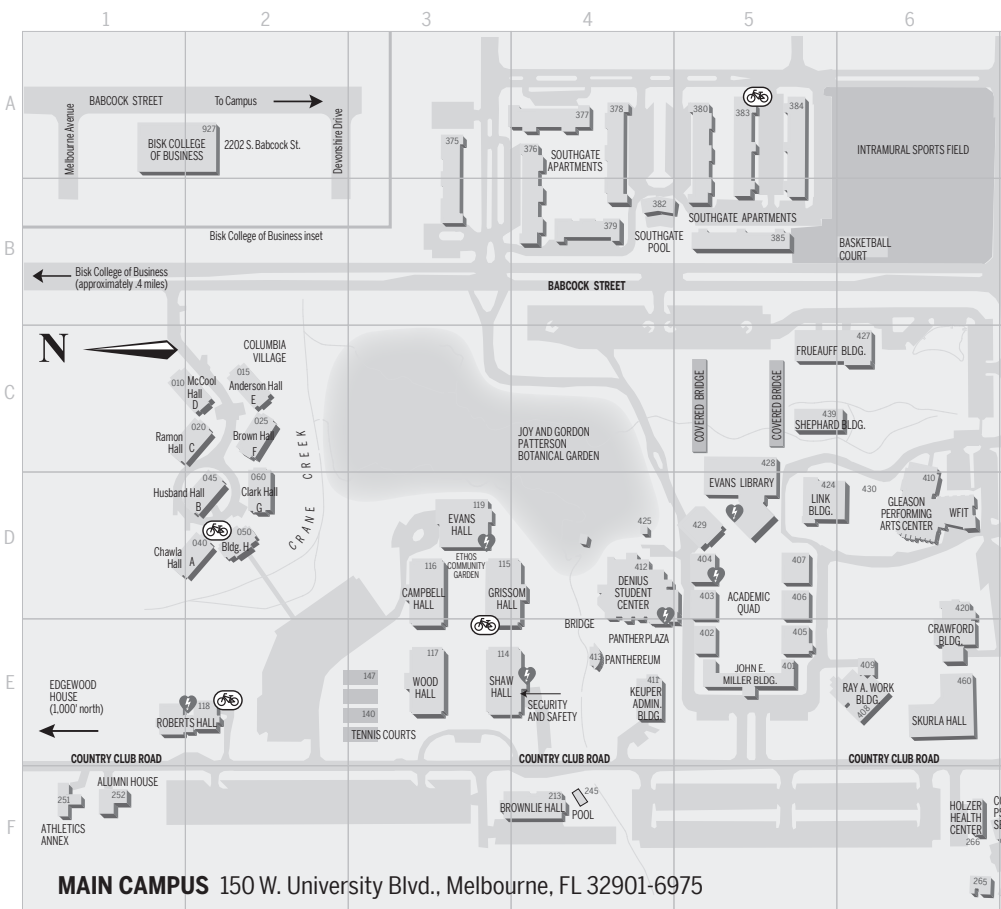
(accessories, clothiers)
2314 Remi Dr.
Viera
321-433-3256
tjmaxx.com

Walmart


(discount department store)
845 Palm Bay Rd. NE
Melbourne
321-953-5950
walmart.com



Notes



GRID	BUILDING NAME	BUILDING NO.	GRID	BUILDING NAME	BUILDING NO.	GRID	BUILDING NAME	BUILDING NO.
D5	Academic Quad	401-407	D4	Denius Student Center	412	D10	Machine Shop	538
B7	Admissions (first floor L3Harris Commons)	710	E1	Edgewood House	249	A11	Mary Star of the Sea	750
D10	All Faiths Center	610	D3	Ethos Community Garden		D10	Military Science	540
F1	Alumni House	252	D3	Evans Hall	119	E5	Miller Building	401
F1	Athletics Annex	251	D5	Evans Library	428	F7	Music House	255
A1	Bisk College of Business	927	C5	Frueauff Building	427	F7	Music Program Studios	267
D4	Bookstore (first floor Denius Student Center)	412	D6	Gleason Performing Arts Center	410	E7	Olin Engineering Complex	501
F12	Bottge Field		D3	Grissom Hall	115	E7	Olin Life Sciences Building	500
F4	Brownlie Hall	213	C9	Henry Building	546	E8	Olin Physical Sciences Center	502
D3	Campbell Hall	116	F6	Holzer Health Center	266	E11	Olin Sports Complex	
F10	Catanese Varsity Training Center	623	C9	Information Technology (IT)	544	C8	Panther Aquatic Center	511
C7	Clemente Center	510	A6	Intramural Field		C8	Panther Dining Hall and Grocery	520
C2	Columbia Village	010-060	E4	Keuper Administration Building	411	F11	Panther Field	
E12	Concessions Building	629	E9	L3Harris Center for Science and Engineering	504	E4	Panther Plaza	
F7	Counseling and Psychological Services (CAPS)	264	B7	L3Harris Commons	710	C8	Parking Decks	516
E6	Crawford Building	420	E10	L3Harris Student Design Center	548	C4	Patterson Botanical Garden	
			C11	L3Harris Village	650-652	D3	Rathskeller Eatery	428
			D5	Link Building	424		(ground floor Evans Hall)	



GRID	BUILDING NAME	BUILDING NO.
E1	Roberts Hall	118
E4	Security (first floor Shaw Hall)	114
D11	Seminick-Hall Field	
E3	Shaw Hall	114
C5	Shephard Building	439
C10	Shipping and Receiving	540
E6	Skurla Hall	460
A4	Southgate Apartments	375-385
D12	Stottler Field	
C10	The Scott Center for Autism Treatment	545
C8	University Plaza at Florida Tech	512
E12	Wakefield Batting Facility	631
D6	WFIT Radio	410
E3	Wood Hall	117
E6	Work Building	409


Located off campus:

North:

- Bisk College of Business
2202 S. Babcock St., Melbourne
- Applied Research Laboratory (ARL)
328 W. Hibiscus Blvd., Melbourne
- Center for Aeronautics and Innovation
1050 W. NASA Blvd., Melbourne
- FIT Aviation LLC (Emil Buehler Center for Aviation Training and Research)
801 Harry Goode Way, Melbourne
- Foosner Art Museum
1463 Highland Ave., Melbourne

South:

- Florida Tech Research and Development Center
2495 NE Palm Bay Rd., Palm Bay
- Panther Bay—1540 Skippers Way, Palm Bay
- River's Edge—4400 NE Dixie Hwy., Palm Bay



**Office of International Student
and Scholar Services**

Florida Institute of Technology
150 W. University Blvd.
Melbourne, FL 32901-6975